

Product data sheet

Miniature connectors

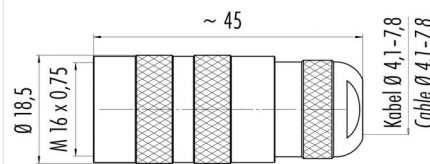


Product description	M16 IP67 female cable connector, Contacts: 6 DIN, 4.0 - 8.0 mm, shielding is not possible, crimp (Crimp contacts must be ordered separately), IP67, UL
Area	M16 IP67 series 423
Order number	99 5122 740 06

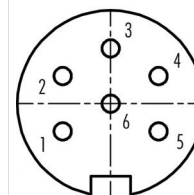
Illustration



Scale drawing



Contact arrangement (Plug-in side)



	X	Y
1	-3,03	-1,75
2	-3,03	1,75
3	0,00	3,50
4	3,03	1,75
5	3,03	-1,75
6	0,00	0,00

You can find the component part drawing and assembly instructions on the next page.

Technical data

General values

Connector design	female cable connector
Connector locking system	screw
Termination	crimp (Crimp contacts must be ordered separately)
Wire gauge (mm)	see crimp contacts under accessories
Cable outlet	4.0 - 8.0 mm
Upper limit temperature	100 °C
Lower limit temperature	- 40 °C
Customs tariff number	85369010
Packaging Unit	40

Cable data

Approval 1	UL
------------	----

Electrical values

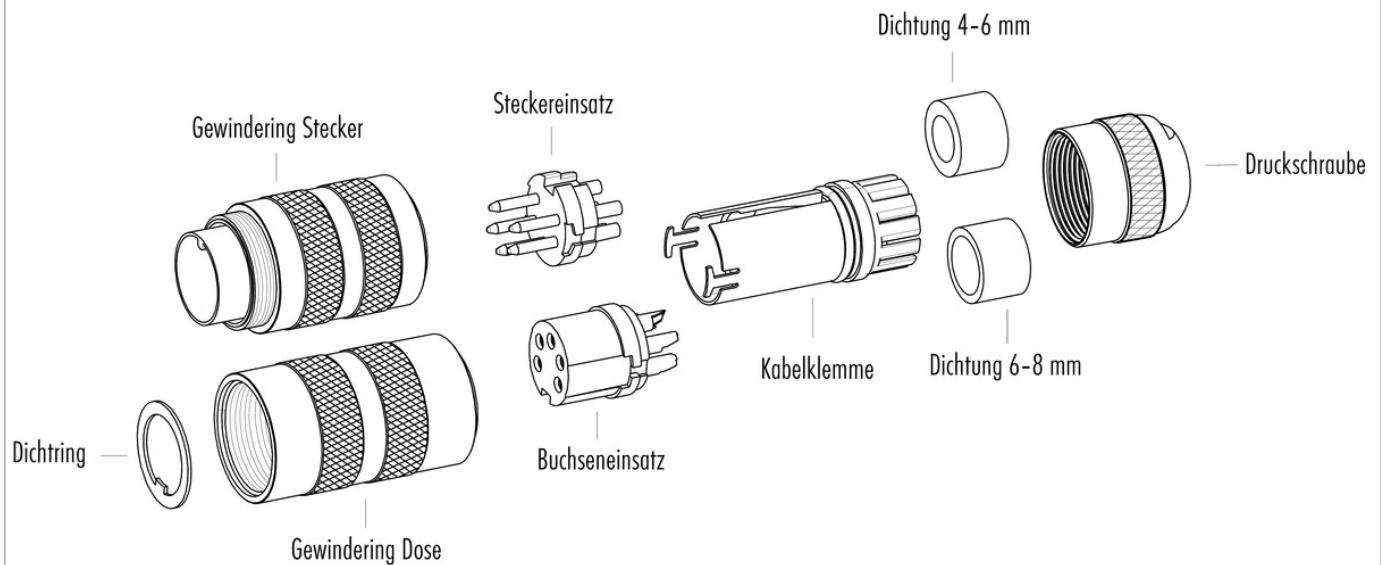
Rated current (40 °C)	5 A
Rated voltage	250 V
Rated impulse voltage	1500 V
Pollution degree	1
Overvoltage category	I
Insulating material group	III
Insulation resistance	$\geq 10^{10} \Omega$
EMC compliance	shielding is not possible
Degree of protection	IP67
Mechanical operation	> 500 Mating cycles

Material

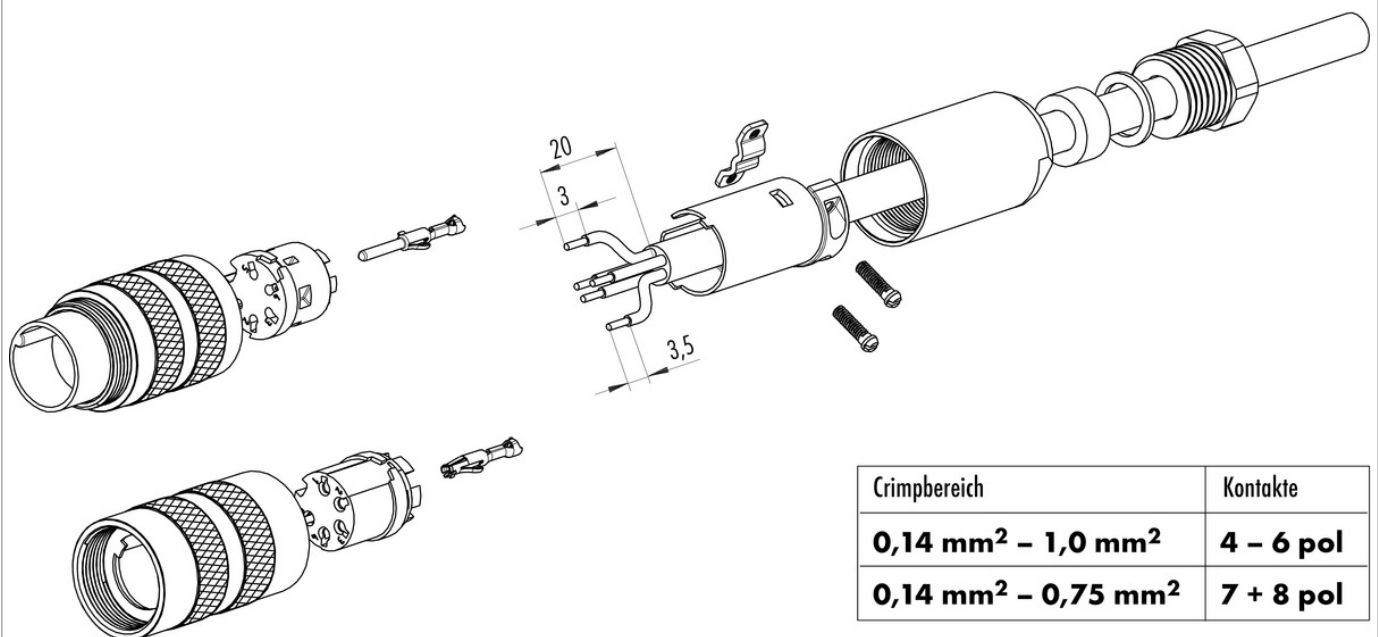
Contact material	depending on crimp contact (accessory)
Contact body material	PBT (UL94 V-0)
REACH SVHC	CAS 7439-92-1 (Lead)

Product description	M16 IP67 female cable connector, Contacts: 6 DIN, 4.0 - 8.0 mm, shielding is not possible, crimp (Crimp contacts must be ordered separately), IP67, UL
Area	M16 IP67 series 423
Order number	99 5122 740 06

Component part drawing



Assembly instructions / Panel cut-out



Product description	M16 IP67 female cable connector, Contacts: 6 DIN, 4.0 - 8.0 mm, shielding is not possible, crimp (Crimp contacts must be ordered separately), IP67, UL
Area	M16 IP67 series 423
Order number	99 5122 740 06

Security notices

The connector must not be connected or separated under load. Non-observance and incorrect use can result in personal injury.

The connectors are designed for use in plant, control system and electrical equipment. The end user is responsible for checking whether the connectors are suitable for use in other applications.

Connectors used in electrical circuits containing hazardous life parts must only be assembled and used by or under the supervision of persons with the requisite electrotechnical training, taking the applicable regulations and standards into account.

Connectors with degree of protection IP 67 and IP 68 are not suitable for use under water. When used outdoors, the connectors must be separately protected against corrosion. For further information about IP degrees of protection refer to 'Technical support' in the Download Centre.

The connector is not suitable for mains voltages. Please observe the pollution degrees and the overvoltage category. For further information refer to 'Technical support' in the Download Centre.

To lock the cable connector to the equipment connector, the threaded ring is tightened until it is 'finger-tight' (approx. 50 cNm).